

Fume Extractors



QUICK6101



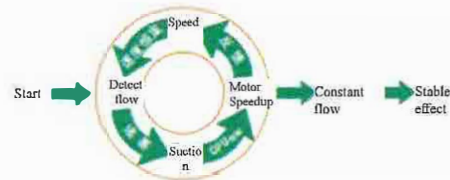
QUICK6102




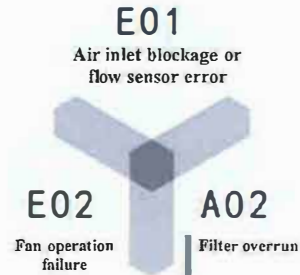
Features.

- Intelligent flow control: Through closed-loop control of flow, it ensures constant suction and saves consumables.
- Intelligent peripherals (such as soldering robots/smart soldering stations) can control the operation and sleep of the purification system and are more energy efficient.
- Intelligent control of the speed of the brush-less motor, effectively improving the service life of the motor;
- The unique vortex impeller design, with stronger suction.
- Split filter design, with a longer service life of filter and lower cost of consumables.

Flow control



Three alarm functions



A new flow sensor is added to control the motor speed in real time to ensure a constant flow and stable filtration

When the host machine detects an abnormality, the hand-held control box displays the abnormal code information and prompts the corresponding operation.

Hand-held control box



The hand-held control box can set and control various parameters of the host machine (switching on or off, password protection, flow regulation) and filter element usage. Various running states can be read on the Chinese display device.

Interconnection function



Interconnected

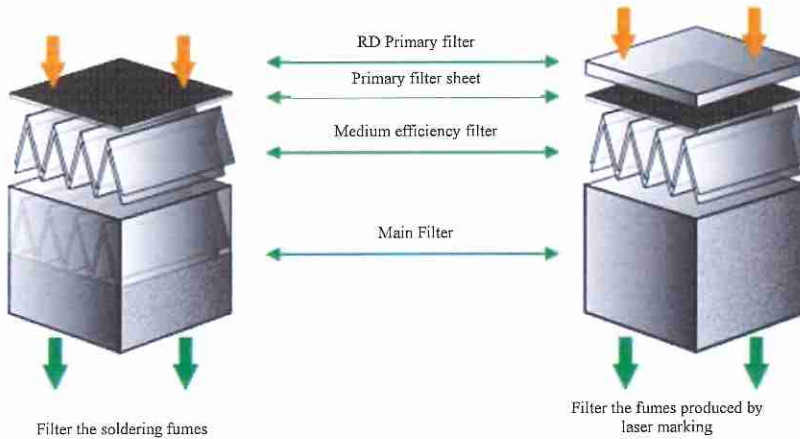
With its own interconnection interface, it controls the operation and sleep of the purification system through other intelligent peripherals (such as soldering robot/smart soldering station), which is more environmentally friendly and energy-saving.

Fume purification and filtration system



Filtrating equipment

First, the harmful fume passes through the primary filtering cotton to filter out larger particulate matter; then passes through the medium efficiency filter and the high efficiency filter, which filter out the particles larger than 0.3 micron from the airflow with efficiency. This filter is a fibrillated glass filtration system. This process is mainly a physical process. The second part adopts a gas filter that purifies the air. This process is mainly a process in which physical and chemical processes work together. The gas filter is mainly used for finer particles and volatile organic compounds and other gases, using the physical adsorption characteristics of the activated carbon and the combination of chemical materials to complete the harmless treatment of the gas.

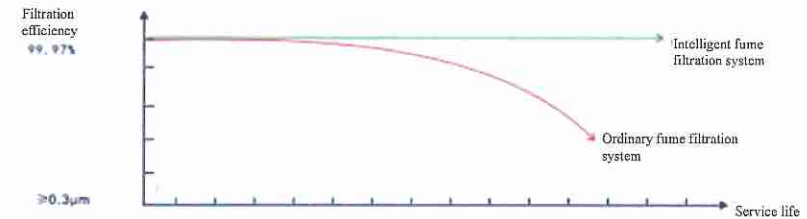


Advantages of fume purification filtration system and traditional pipeline ventilation

- Traditional ducted exhaust air directly discharges polluted air to the outside, causing pollution to the outdoor environment and not meeting environmental protection requirements.
- The traditional ducted exhaust air will simultaneously discharge indoor cold or warm air to the outside, generally up to several hundred thousand cubic meters per hour, causing overload work of air-conditioning refrigeration equipment or heating equipment, and also invisible energy waste. QUICK fume purification system belongs to an indoor cycle.
- The traditional air exhaust duct is of fixed installation and cannot be moved, and it is not suitable for the re-layout adjustment of the production line.
- The traditional ducted exhaust air adopts a rated power motor, which is responsible for the overall operation of the entire factory and can not independently designate a separate switch for the designated production line. It has been working at full power and the energy is continuously wasted.

	QUICK intelligent fume extractor	Common fume extractor on the market
Flow	Constant flow, consistently maintaining a strong suction and filtration effect.	The suction tends to decrease and the filtering effect continues to deteriorate.
Cost	Intelligent flow control and split design ensure a long service life of the filter element.	The filter service life is average.
Interconnected	Intelligent peripherals can control the operation and sleep of the purification system and are more energy efficient and convenient.	The fume sucking equipment needs to be controlled separately, which is inconvenient to operate.
Service life	The brushless fan is monitored by sensor, and the speed is intelligently adjusted, with low noise and long life.	Ordinary fans are noisy and always in a high-speed unstable state with a short service life.

Efficiency life curve comparison



Specifications

Model	QUICK6611	QUICK6612
Work positions	1	2
Static pressure	2400Pa	2800Pa
System flow (including filtrating equipment)	100m ³ /h	2x100m ³ /h
Filtration efficiency(0.3 micron)	99.97%	99.97%
Power	120W	250W
Noise	<60dB	<65dB
Voltage	AC 220V	AC 220V
Outer dimensions	420*260*415(mm)	470*230*500(mm)
Weight	About 13.4kg	About 15.5kg